

Week 8 (The weather)

Exercise 1: Read "Ο καιρός" and try to learn as much as you can. If you need help with the exercises, you can read it again.

Exercise 2: Go to <http://photodentro.edu.gr/aggregator/lo/photodentro-lor-8521-11010> and play with the memory cards.

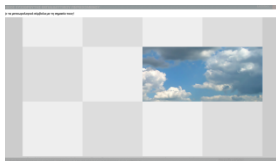


Exercise 3: Go to <http://photodentro.edu.gr/aggregator/lo/photodentro-lor-8521-6952>


Step 1: Select the level. Click on "Εύκολο". If you want, you can also play "Δύσκολο".



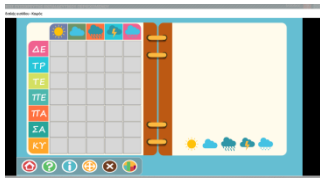
Step 2: Match the weather symbols to the words.



Exercise 4: Fill in "Φύλλα εργασίας"



Exercise 5: Go to <http://photodentro.edu.gr/aggregator/lo/photodentro-lor-8521-10769>
Check what the weather is like every day. In the end, fill in "Ο καιρός της εβδομάδας".



Exercise 6: Go to <http://photodentro.edu.gr/aggregator/lo/photodentro-lor-8521-6956>

Step 1:

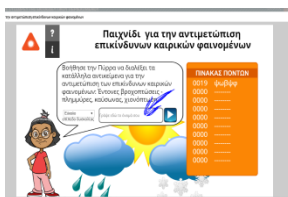


Step 2: Click on the weather symbols and listen to what they represent.



Exercise 7: Go to <http://photodentro.edu.gr/aggregator/lo/photodentro-lor-8521-6780>

Step 1: Enter your name.



Step 2: Click on the objects to drop them into the correct box. What do we need when it rains a lot, what do we need when it is too hot and what do we need when it snows?

